

NU-VU

S M O K E R



Oven/Smoker, Electric, Available in Half Size or Full Size, Solid State Controls, AutoMist Humidity System, Cook'n Hold, Variable Moisture Control, Bottom Drip Safe Pan, Chrome Racks, Stainless Steel Construction, 6" Legs, cETLus, NSF



PROJECT _____
 ITEM NO. _____
 NOTES _____
 MODEL NUMBER: **SMOKE6 , SMOKE13**



FEATURES

- Manual Controls
- Bake Temperature up to 350°F (177°C)
- Hold Temperature up to 250°F (122°C)
- 24 Hour Timer
- Separate Controls for Smoke, Heat, Humidity & Cook'N Hold
- Bottom Drip-Safe Pan for Easy Cleaning
- Adjustable Buzzer
- 150lb Capacity


CONSTRUCTION

- Stainless Steel Construction
- Internal Smoke Box
- 6" Legs (SMOKE6)
- Casters(SMOKE13)
- 5 Chrome Racks (SMOKE6)
- 13 Chrome Racks (SMOKE13)
- Left or Right Hinged (please specify)

OPTIONS & ACCESSORIES

- Additional Wire Racks [101-0025-D]
- Casters (SMOKE6)
- External Smoke Box
- Water Filter (recommended) [112-9166]
- Equipment Stand with Casters & Panslides [101-9006-PS]
- Equipment Stand with Casters [101-9006-NP]
- Equipment Stand with Legs & Panslides [101-6100-PS]
- Equipment Stand with Legs [101-6100-NP]

*SHOWN IN SMOKE 13 W/EXTERNAL SMOKE BOX



CLEARANCES

- 4" [All Sides of Unit]

WARRANTY

- One Year Labor & Two Year Parts

Model	Crated Weight	Overall Dimensions			Interior Dimensions			Pan Capacity (18"x26")	Shelf Spacing
		W	D	H	W	D	H		
SMOKE6	460 (208)	27 3/8" (696)	36 1/4" (921)	48 7/8" (1241)	18 3/4" (476)	29" (737)	26" (660)	6	3 1/2" (89)
SMOKE13	750 (340)	27 3/8" (696)	36 1/4" (921)	78" (1981)	18 3/4" (476)	29" (737)	60" (1524)	13	3 1/2" (89)

SPECIFICATIONS SUBJECT TO CHANGE WITHOUT NOTICE

KCL & REVIT DRAWINGS UPON REQUEST

REVISION C | 3/22/24

Follow Us



NU-VU

5600 13th Street, Menominee, MI 49858

906.863.4401 | 800.338.9886 | www.nu-vu.com

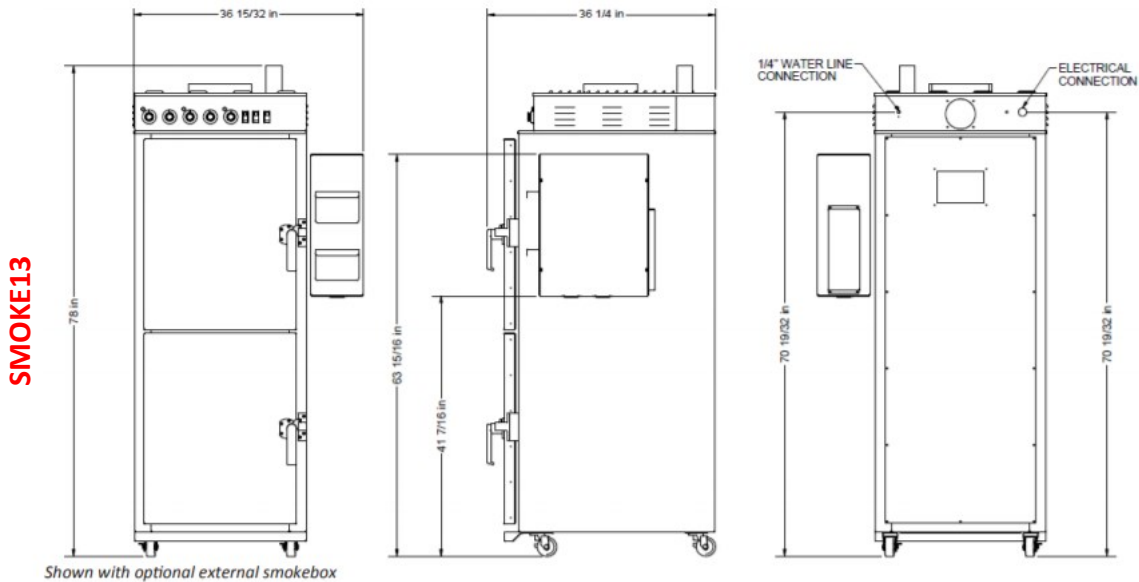
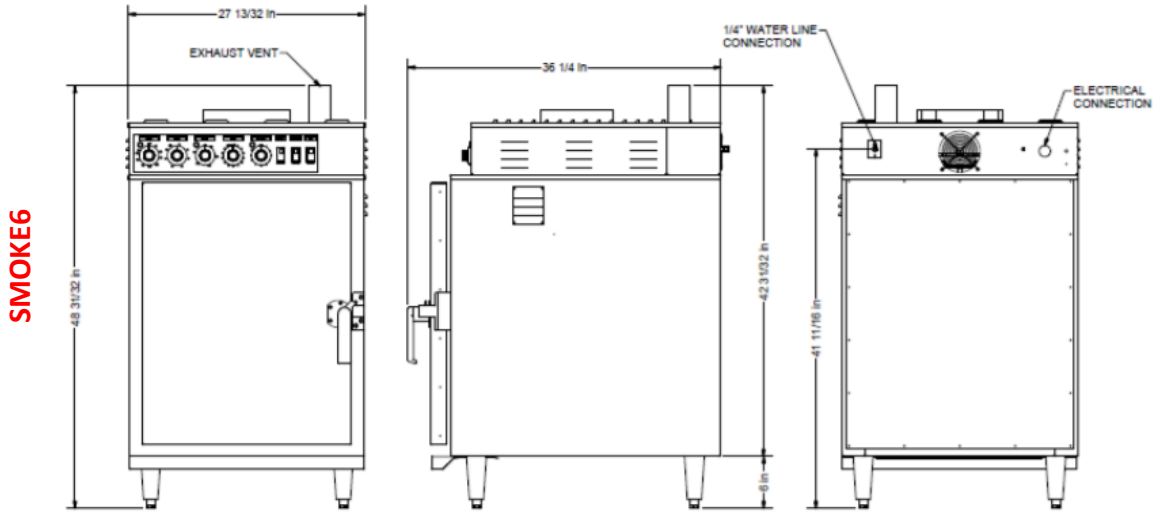




PROJECT _____
 ITEM NO. _____
 NOTES _____

MODEL NUMBER: **SMOKE6 , SMOKE13**

DRAWINGS



ELECTRICAL SYSTEM

Model	Gas System			Water Inlet	Electrical System *ground wire not included						
	BTU	D.H.	G.I.		Volts	Phases	Amps	kW	Wires*	Hz	NEMA
SMOKE6				1/4" (6)	208	1/3	13.5/10	2.5	2/3	60	-
					240	1/3	12/8.5	2.5	2/3	60	-
SMOKE13				1/4" (6)	208	1/3	23/19.5	4/5	2/3	60	-
					240	1/3	20.5/17	4.5	2/3	60	-

SPECIFICATIONS SUBJECT TO CHANGE WITHOUT NOTICE

KCL & REVIT DRAWINGS UPON REQUEST

REVISION C | 3/22/24

Follow Us



NU-VU

5600 13th Street, Menominee, MI 49858

906.863.4401 | 800.338.9886 | www.nu-vu.com

